

What destination
data/information are you
looking for?

1.

2.

3.

Log in



Cambridge Area 14-19 Partnership

Security ([show explanation](#))

☒ This is a public or shared computer
☐ This is a private computer

Username:

Password:

[Log On](#)

This system is maintained by the Cambridge Area Partnership.
Unauthorised access or misuse of the system is prohibited and
may be a criminal offence under the Computer Misuse Act 1990.

Student Broadsheet	Provider Risk Factors	Destinations
--------------------	-----------------------	--------------

Student Broadsheet

REPORTS

IMPORT

MANAGE

LOGOUT

Cambridge Area 14-19 Partne

Student Broadsheet

Provider Risk Factors

Destinations

Filters:

< Cohort > ▼

< Gender > ▼

< Last Pre-16 School > ▼

< With or without FSM > ▼

< With or without CAF > ▼

< Enrolment Post-16 > ▼

< Destination Post-16 > ▼

< Destination Post-17 > ▼

< Destination Post-18 > ▼

< First Language > ▼

< Ethnicity > ▼

< Risk Factor > ▼

Show

Student Broadsheet

2014

< Gender >

< With or without FSM >

< With or without CAF >

< Enrolment Post-16 >

< Destination Post-16 >

< Destination Post-17 >

< Destination Post-18 >

< First Language >

< Ethnicity >

< Risk Factor >

Show

Student details may be edited by clicking on the piece of detail, making the change and pressing 'enter' (or clicking the ✓ where there is multiple choice). Simply clicking away from the cell will not save a change.

Showing 1 to 15 of 201 students

Show 15 students per page

Show / hide columns

Copy

Filter:

First Previous 1 2 3 4 5 ... 14 Next Last

Surname	Forename	Cohort	DOB	UPN	Gender	Ethnicity	FSM	CAF	First Language	Latest School	Enrol. Post-16	Dest. Post-16	Dest. Post-17	Dest. Post-18	Risk Factor	Admin
		2014	1998-08-15	-	F	WOTH	-	-	ENG			Hills Road Sixth Form College			1.0	SHOW
		2014	1997-12-02	-	M	WBRI	-	-	ENG			Long Road Sixth Form College				SHOW
		2014	1998-04-24	-	M	WBRI	-	-	ENG			Hills Road Sixth Form College				SHOW
		2014	1998-07-21	-	F	WBRI	-	-	ENG			Parkside Federation - Parkside Campus				SHOW
		2014	1998-08-28	-	F	WBRI	-	-	ENG			Netherhall School and 6th Form College (The)				SHOW
		2014	1997-12-08	-	F	WBRI	-	-	ENG			Long Road Sixth Form College			1.5	SHOW
		2014	1997-11-12	-	M	WBRI	-	-	ENG			Cambridge Regional College			2.5	SHOW
		2014	1998-07-29	-	F	WBRI	-	-	ENG			Long Road Sixth Form College				SHOW
		2014	1998-02-23	-	M	WBRI	-	-	ENG			Long Road Sixth Form College			2.5	SHOW

Students details

REPORTSIMPORTMANAGELOGOUT

Student BroadsheetProvider Risk FactorsDe

Filters:

2014 < Gender > Sawston Village College

< Enrolment Post-16 > < Destination Post-16 >

< First Language > < Ethnicity > < Risk Factor >

Student details may be edited by clicking on the piece of detail, making t

Showing 1 to 15 of 201 students

Show 15 students per page

Surname	Forename	Cohort	DOB	UPN	Gender
		2014	1998-08-15	-	F
		2014	1997-12-02	-	M
		2014	1998-04-24	-	M
		2014	1998-07-21	-	F
		2014	1998-08-	-	F

Basic Details

Surname

Forename

Cohort

DOB

UPN

ULN

UCI

Gender

Ethnicity

First Language

Latest School

Enrolment Post-16

Destination Post-16

Destination Post-17

Destination Post-18

FSM

CAF

Risk Factors

School Stability

School Exclusions

Low Attendance

Low KS2 attainment

Deprivation

SEN (SA)

Cambridge Area 14-19 PartnershipCAP

	Dest. Post-17	Dest. Post-18	Risk Factor	Admin
m College			1.0	SHOW
m College				SHOW
m College				SHOW
- Parkside				SHOW
nd 6th Form				SHOW

Amend data

Filters:

2014 < Gender > < With or without FSM > < With or without CAF >

< Enrolment Post-16 > < Destination Post-16 > < Destination Post-17 > < Destination Post-18 >

< First Language > < Ethnicity > < Risk Factor > Show

Student details may be edited by clicking on the piece of detail, making the change and pressing 'enter' (or clicking the ✓ where there is multiple choice). Simply clicking away from the cell will not save a change.

Showing 1 to 15 of 201 students

Show 15 students per page

Show / hide columns

Cop

Filter:

Surname	Forename	Cohort	DOB	UPN	Gender	Ethnicity	FSM	CAF	First Language	Latest School	Enrol. Post-16	Dest. Post-17	Dest. Post-18	Risk Factor	Admin
		2014	1998-08-15	-	F	WOTH	-	-	ENG	Sawston Village College				1.0	SHOW
		2014	1997-12-02	-	M	WBRI	-	-	ENG	Sawston Village College					SHOW
		2014	1998-04-24	-	M	WBRI	-	-	ENG	Sawston Village College					SHOW
		2014	1998-07-21	-	F	WBRI	-	-	ENG	Sawston Village College					SHOW
		2014	1998-08-28	-	F	WBRI	-	-	ENG	Sawston Village College					SHOW
		2014	1997-12-08	-	F	WBRI	-	-	ENG	Sawston Village College				1.5	SHOW
		2014	1997-11-12	-	M	WBRI	-	-	ENG	Sawston Village College				2.5	SHOW
		2014	1998-07-29	-	F	WBRI	-	-	ENG	Sawston Village College					SHOW
		2014	1998-	-	M	WBRI	-	-	ENG	Sawston					SHOW

- Cambridge Regional College
- College of West Anglia
- Comberton Village College
- Cottenham Academy
- Ely College
- Hills Road Sixth Form College
- Impington Village College
- Long Road Sixth Form College
- Parkside Federation - Parkside Campus
- Netherhall School and 6th Form College (The)
- Employer
- Out of CAP
- Unknown
- NEET
- Higher Education
- Peterborough Regional College - FE
- UTC Cambridge
- Huntingdonshire Regional College
- West Suffolk College A Partner of APU
- Bedford College - FE
- Education and Youth Services Ltd
- Long Road Sixth Form College

Look at cohorts: High risk students

Filters:

2014 < Gender > < With or without FSM > < With or without CAF >

< Enrolment Post-16 > < Destination Post-16 > < Destination Post-17 > < Destination Post-18 >

< First Language > < Ethnicity > < Risk Factor > Show

Student details may be edited by clicking on the piece of detail, making the change and pressing 'enter' (or clicking the ✓ where there is multiple choice). Simply clicking away from the cell will not save a change.

Showing 1 to 7 of 7 students

Show 15 students per page

Show / hide columns

Copy

Filter:

First Previous 1 Next Last

Surname	Forename	Cohort	DOB	UPN	Gender	Ethnicity	FSM	CAF	First Language	Latest School	Enrol. Post-16	Dest. Post-16	Dest. Post-17	Dest. Post-18	Risk Factor	Admin
		2014	1998-07-26	-	M	WBRI	-	-	ENG			-			5.0	SHOW
		2014	1997-11-19	-	M	WBRI	1	-	ENG			Cambridge Regional College			7.0	SHOW
		2014	1998-02-28	-	F	WIRI	-	-	ENG			Employer			7.0	SHOW
		2014	1998-03-23	-	F	WBRI	-	-	ENG			Cambridge Regional College			5.5	SHOW
		2014	1998-08-18	-	M	BCRB	1	-	ENG			Cambridge Regional College			6.0	SHOW
		2014	1998-01-16	-	M	WBRI	1	-	ENG			Cambridge Regional College			5.5	SHOW
		2014	1998-01-18	-	M	WBRI	1	1	ENG			Cambridge Regional College			7.5	SHOW

First Previous 1 Next Last

Looking at cohorts: Free school meal students

Surname	Forename	Cohort	DOB	UPN	Gender	Ethnicity	FSM	CAF	First Language	Latest School	Enrol. Post-16	Dest. Post-16	Dest. Post-17	Dest. Post-18	Risk Factor	Admin
		2014	1998-08-10	-	M	WBRI	1	1	ENG			Long Road Sixth Form College			3.5	SHOW
		2014	1997-10-30	-	F	WBRI	1	-	ENG			Unknown			3.0	SHOW
		2014	1997-11-14	-	M	WBRI	1	-	ENG			Cambridge Regional College				SHOW
		2014	1998-05-14	-	F	WBRI	1	-	ENG			Cambridge Regional College			2.5	SHOW
		2014	1998-02-07	-	M	WOTH	1	-	ENG			Hills Road Sixth Form College			2.0	SHOW
		2014	1997-12-14	-	M	WBRI	1	-	ENG			Cambridge Regional College			3.5	SHOW
		2014	1998-01-10	-	M	REFU	1	-	REF			NEET			2.0	SHOW
		2014	1998-02-17	-	M	WBRI	1	-	ENG			Cambridge Regional College			1.0	SHOW
		2014	1998-02-17	-	F	WBRI	1	1	ENG			Cambridge Regional College			4.5	SHOW
		2014	1997-11-19	-	M	WBRI	1	-	ENG			Cambridge Regional College			7.0	SHOW
		2014	1997-09-08	-	M	WBRI	1	-	ENG			NEET			4.0	SHOW
		2014	1998-08-18	-	M	BCRB	1	-	ENG			Cambridge Regional College			6.0	SHOW
		2014	1998-04-28	-	M	WBRI	1	-	ENG			Cambridge Regional College			1.0	SHOW
		2014	1998-03-29	-	M	WBRI	1	-	ENG			Long Road Sixth Form College			1.0	SHOW
		2014	1998-04-14	-	F	WBRI	1	-	ENG			Cambridge Regional College			4.0	SHOW

Copy data into spreadsheets

[illegible]

Provider risk factors

Student Broadsheet

Provider Risk Factors

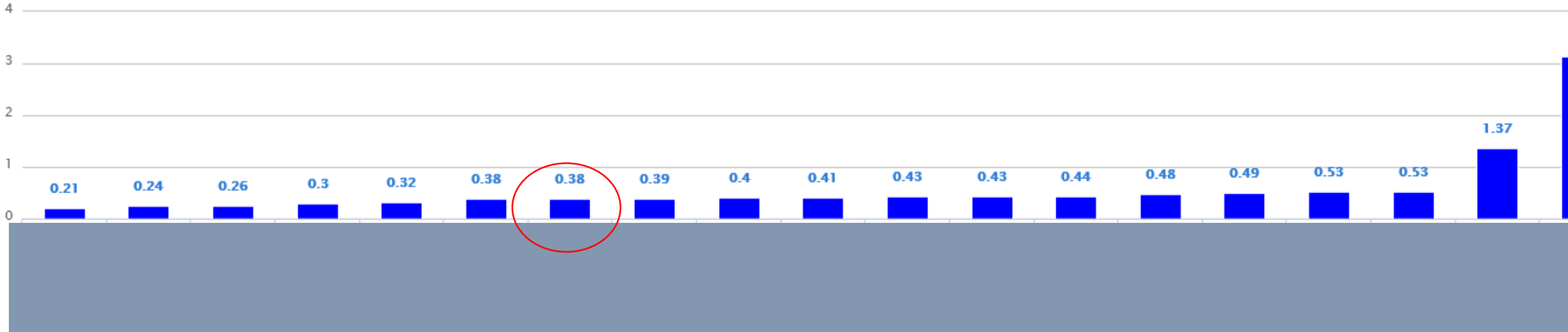
Destinations

2014 ▼

Load

Average risk factor per capita across providers

Average Risk Factor Per Capita



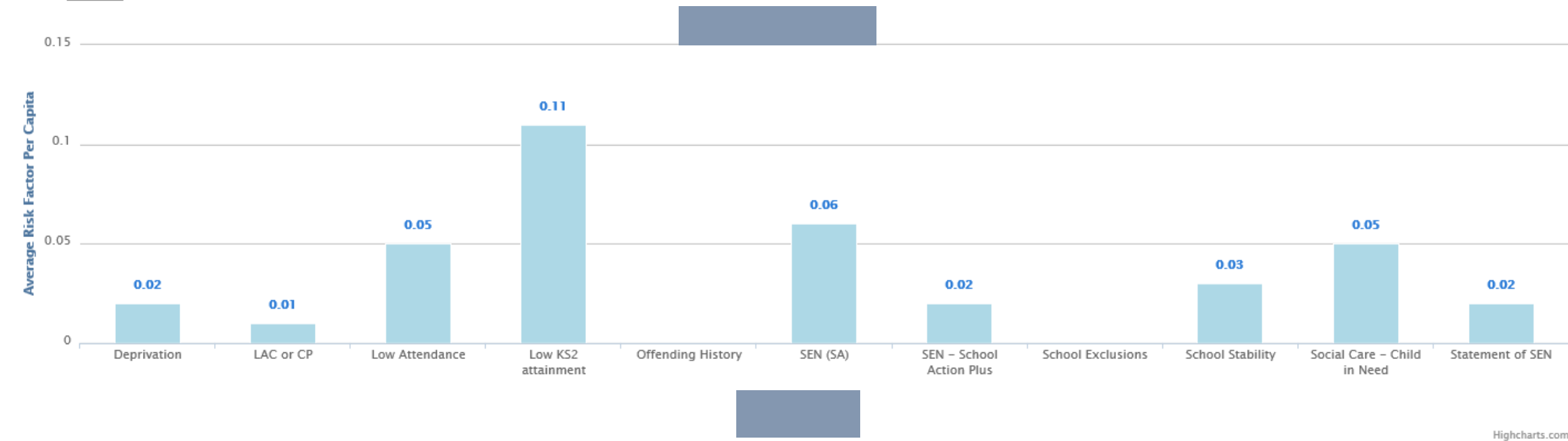
Provider Average Risk Factor

High

Provider risk factor

Student Broadsheet	Provider Risk Factors	Destinations
--------------------	-----------------------	--------------

2014

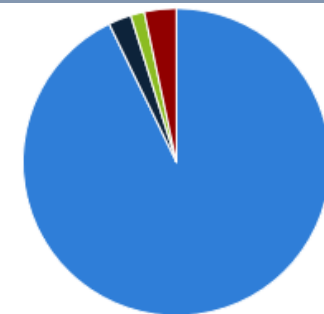


Highcharts.com

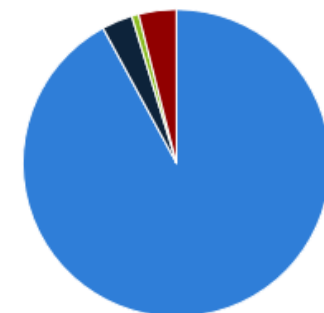
Destination summary %

Show Values

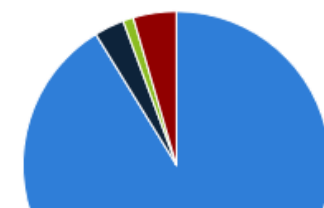
2014 Cohort					South Cams				All of CAP			
	Total	F	M	N/A	Total	F	M	N/A	Total	F	M	N/A
FTE												
A level/IB	67.8%	65.9%	69.1%	0.0%	68.7%	71.6%	66.0%	0.0%	62.4%	67.6%	57.4%	0.0%
L3 vocational	3.4%	4.7%	2.4%	0.0%	6.1%	6.1%	6.1%	0.0%	6.5%	6.6%	6.3%	0.0%
GCSE	1.4%	2.4%	0.8%	0.0%	0.9%	0.9%	0.8%	0.0%	0.9%	0.9%	0.9%	0.0%
L2 vocational	10.1%	11.8%	8.9%	0.0%	8.7%	6.6%	10.7%	0.0%	10.1%	8.3%	11.7%	0.0%
L1 vocational	9.1%	5.9%	11.4%	0.0%	7.2%	6.1%	8.2%	0.0%	10.8%	8.0%	13.6%	0.0%
Other courses	1.0%	1.2%	0.8%	0.0%	0.4%	0.5%	0.3%	0.0%	0.5%	0.5%	0.5%	0.0%
Entry vocational	0.0%	0.0%	0.0%	0.0%	0.1%	0.0%	0.1%	0.0%	0.0%	0.0%	0.1%	0.0%
Total FTE	92.8%	91.8%	93.5%	0.0%	92.1%	91.9%	92.2%	0.0%	91.2%	92.0%	90.5%	0.0%
EAT												
Employment with training	1.9%	2.4%	1.6%	0.0%	2.9%	3.2%	2.7%	0.0%	2.8%	2.5%	3.1%	0.0%
Training not employed	0.0%	0.0%	0.0%	0.0%	0.0%	0.0%	0.0%	0.0%	0.0%	0.0%	0.0%	0.0%
Employment with locally recognised training	0.0%	0.0%	0.0%	0.0%	0.0%	0.0%	0.0%	0.0%	0.0%	0.0%	0.1%	0.0%
Employment without training	0.5%	1.2%	0.0%	0.0%	0.3%	0.3%	0.3%	0.0%	0.3%	0.2%	0.4%	0.0%
Employment with non-accredited training	0.0%	0.0%	0.0%	0.0%	0.0%	0.0%	0.0%	0.0%	0.0%	0.0%	0.0%	0.0%
Total EAT	2.4%	3.5%	1.6%	0.0%	3.2%	3.5%	3.0%	0.0%	3.2%	2.8%	3.5%	0.0%
NEET												
NEET available	1.0%	0.0%	1.6%	0.0%	0.4%	0.2%	0.7%	0.0%	0.8%	0.9%	0.8%	0.0%
NEET not available	0.5%	1.2%	0.0%	0.0%	0.3%	0.6%	0.0%	0.0%	0.3%	0.4%	0.1%	0.0%
Total NEET	1.4%	1.2%	1.6%	0.0%	0.7%	0.8%	0.7%	0.0%	1.1%	1.3%	0.9%	0.0%
Other												
Voluntary/part-time	0.5%	1.2%	0.0%	0.0%	0.1%	0.3%	0.0%	0.0%	0.2%	0.4%	0.0%	0.0%
Moved out of area	0.5%	0.0%	0.8%	0.0%	0.1%	0.0%	0.3%	0.0%	0.3%	0.2%	0.4%	0.0%



South Cams

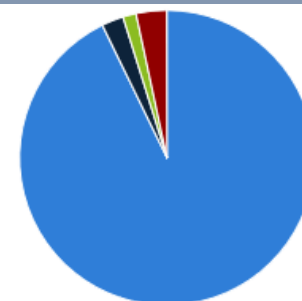


All of CAP



Destination summary numbers

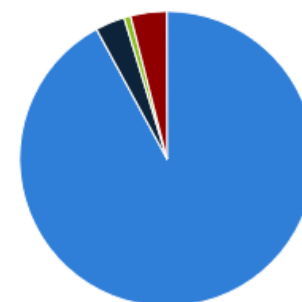
2014 Cohort													Show %
					South Cams				All of CAP				
	Total	F	M	N/A	Total	F	M	N/A	Total	F	M	N/A	
FTE													
A level/IB	141	56	85	0	935	467	468	0	2071	1093	978	0	
L3 vocational	7	4	3	0	83	40	43	0	215	107	108	0	
GCSE	3	2	1	0	12	6	6	0	30	15	15	0	
L2 vocational	21	10	11	0	119	43	76	0	335	135	200	0	
L1 vocational	19	5	14	0	98	40	58	0	360	129	231	0	
Other courses	2	1	1	0	5	3	2	0	16	8	8	0	
Entry vocational	0	0	0	0	1	0	1	0	1	0	1	0	
Total FTE	193	78	115	0	1253	599	654	0	3028	1487	1541	0	
EAT													
Employment with training	4	2	2	0	40	21	19	0	93	41	52	0	
Training not employed	0	0	0	0	0	0	0	0	0	0	0	0	
Employment with locally recognised training	0	0	0	0	0	0	0	0	1	0	1	0	
Employment without training	1	1	0	0	4	2	2	0	11	4	7	0	
Employment with non-accredited training	0	0	0	0	0	0	0	0	0	0	0	0	
Total EAT	5	3	2	0	44	23	21	0	105	45	60	0	
NEET													
NEET available	2	0	2	0	6	1	5	0	27	14	13	0	
NEET not available	1	1	0	0	4	4	0	0	9	7	2	0	
Total NEET	3	1	2	0	10	5	5	0	36	21	15	0	
Other													
Voluntary/part-time	1	1	0	0	2	2	0	0	6	6	0	0	
Moved out of area	1	0	1	0	2	0	2	0	11	4	7	0	



■ FTE
 ■ EAT
 ■ NEET
 ■ Other

Highcharts.com

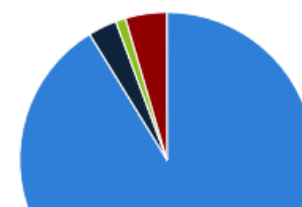
South Cams



■ FTE
 ■ EAT
 ■ NEET
 ■ Other

Highcharts.com

All of CAP



How to access the database

CAP

Cambridge Area 14 - 19 Partnership

[Home](#) › [About us](#) › [Secure Access 1: CAP Teachers](#) › [CAP Post-16 Database - How to access](#)

CAP Post-16 Database - How to access

STEP 1

Heads/Principals, SPOCs, Data Managers, and any Staff requiring access to the Post-16 Database need to be aware of the arrangements for sharing data as set out in the [Information Sharing Agreement](#) that is in place between all CAP schools/colleges and Cambridgeshire County Council, which was signed in March 2015.

It is important to read **Section 5.0** carefully, with particular reference to data sent via email (5.5.4), responsibilities of SPOC (5.8) and liability in relation to any breach of the Agreement (5.12).

(Please note that this information was previously sent to CAP schools in an Information Update dated 24/3/15)

STEP 2

Please click on this [link](#) to request access to the CAP Post-16 Database.

STEP 3

Please click on this [link](#) to access the CAP Post-16 database.

CAP Post-16 Database:
[Request for Access](#)

Potential

- Cohort tracking (Foundation Learners, or any bespoke group)
- Linking results data to destination data
- Instant data source for demonstrating quality of CIAG in your school
- Longitudinal tracking of students destination